




● **FEATURES 特性**

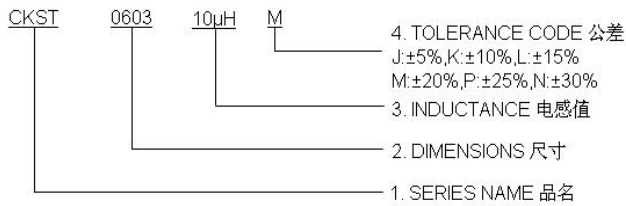
- 1.磁屏蔽结构,闭合磁路,抗电磁干扰强,超低蜂鸣声,可高密度安装.
- 2.小体积,大电流,范围可到60A,在高频和高温环境下保持优良的温升电流及饱和电流特性.
- 3.低损耗合金粉末压铸,低电阻.结构牢固,产品精准度高.
- 4.工作频率范围广,可达5MHz以上.
- 5.RoHS , 无卤环保产品.



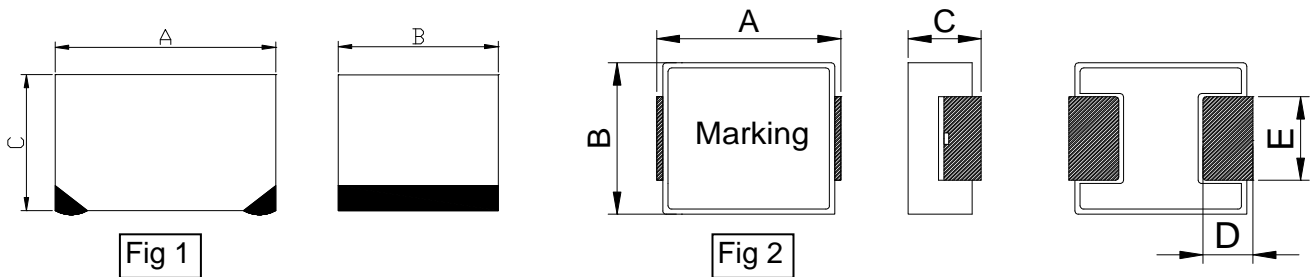
● **APPLICATIONS 用途**

- 1.PAD/Notebook/Desktop/Server applications PAD,笔记本电脑,台式机,服务器,
- 2.DC/DC converter DC/DC转换器

● **PART NUMBERING SYSTEM 品名系统**



● **SHAPES AND DIMENSIONS 外形尺寸 (Unit:mm)**



TYPE(型号)	A	B	C	D	E	Fig
CKST201610	2.0±0.2	1.6±0.2	1.0 Max	/	/	1
CKST252010	2.5±0.2	2.0±0.2	1.0 Max	/	/	1
CKST252012	2.5±0.2	2.0±0.2	1.2 Max	/	/	1
CKST0302	3.5±0.2	3.2±0.2	2.0 Max	0.7±0.2	1.2±0.2	2
CKST0402	4.6±0.25	4.1±0.35	2.0 Max	0.76±0.3	1.5±0.3	2
CKST0502	5.7±0.25	5.1±0.35	2.0 Max	1.3±0.3	2.3±0.3	2
CKST0503	5.7±0.25	5.1±0.35	3.0 Max	1.3±0.3	2.3±0.3	2
CKST0603	7.4 Max	6.6±0.2	3.0 Max	1.6±0.3	3.0±0.2	2
CKST0605	7.5 Max	6.6±0.2	5.0 Max	1.6±0.3	3.0±0.2	2
CKST1003	11.6 Max.	10.1±0.3	3.0 Max	2.5±0.5	3.0±0.5	2
CKSTF1003	11.6 Max.	10.1±0.3	3.0 Max	2.5±0.5	3.5±0.5	2
CKST1004	11.6 Max.	10.1±0.3	4.0 Max	2.5±0.5	3.0±0.5	2
CKSTF1004	11.6 Max.	10.1±0.3	4.0 Max	2.5±0.5	3.0±0.5/3.5±0.5	2
CKST1205	13.8 Max.	12.6±0.3	5.0 Max	2.7±0.7	3.5±0.5	2
CKSTF1205	13.8 Max.	12.6±0.3	5.0 Max	2.7±0.7	3.0±0.5/3.5±0.5	2
CKST1206	13.8 Max.	12.6±0.3	6.0 Max	2.7±0.7	3.5±0.5	2
CKSTF1206	13.8 Max.	12.6±0.3	6.0 Max	2.7±0.7	3.0±0.5/3.5±0.5	2
CKST1707	17.5±1.0	17.5 Max.	7.0 Max	2.5±0.5	11.94±0.3	2



● SPECIFICATION TABLE:

PART NUMBER	INDUCTANCE ( $\mu$ H)	Rdc (m $\Omega$ ) @25 $^{\circ}$ C		Heat Rating Current DC Amps. Idc (A)	Saturation Current DC Amps. Isat (A)
		Typical	Maximum	Typical	Typical
CKST201610-0.24uH/M	0.24 $\pm$ 20%	20.0	26.0	4.00	5.60
CKST201610-0.33uH/M	0.33 $\pm$ 20%	25.0	30.0	3.50	4.50
CKST201610-0.47uH/M	0.47 $\pm$ 20%	31.0	37.0	3.30	4.10
CKST201610-0.68uH/M	0.68 $\pm$ 20%	42.0	50.0	2.70	3.20
CKST201610-1uH/M	1.0 $\pm$ 20%	58.0	70.0	2.30	2.60
CKST201610-1.5uH/M	1.5 $\pm$ 20%	90.0	105.0	1.80	2.10
CKST201610-2.2uH/M	2.2 $\pm$ 20%	155.0	186.0	1.50	1.50
CKST201610-3.3uH/M	3.3 $\pm$ 20%	230.0	276.0	1.20	1.15
CKST201610-4.7uH/M	4.7 $\pm$ 20%	330.0	396.0	0.95	1.00

● SPECIFICATION TABLE:

PART NUMBER	INDUCTANCE ( $\mu$ H)	Rdc (m $\Omega$ ) @25 $^{\circ}$ C		Heat Rating Current DC Amps. Idc (A)	Saturation Current DC Amps. Isat (A)
		Typical	Maximum	Typical	Typical
CKST252010-0.24uH/M	0.24 $\pm$ 20%	18.0	21.0	4.90	7.50
CKST252010-0.33uH/M	0.33 $\pm$ 20%	23.0	28.0	4.00	5.50
CKST252010-0.47uH/M	0.47 $\pm$ 20%	26.0	32.0	3.70	5.00
CKST252010-0.68uH/M	0.68 $\pm$ 20%	35.0	43.0	3.40	4.30
CKST252010-1.0uH/M	1.0 $\pm$ 20%	51.0	64.0	3.00	3.60
CKST252010-1.5uH/M	1.5 $\pm$ 20%	76.0	91.0	2.30	2.80
CKST252010-2.2uH/M	2.2 $\pm$ 20%	104.0	124.0	1.80	2.40

**Remark:** ● All test data is reference to 25 $^{\circ}$ C ambient.

- Test Condition: 1MHz, 1Vrms
- Idc: DC current (A) that will cause an approximate  $\Delta$ T of 40 $^{\circ}$ C
- Isat : DC current (A) that will cause L0 to drop approximately 30% Typ.
- Operat between temperature range -40 $^{\circ}$ C to +125 $^{\circ}$ C



● SPECIFICATION TABLE:

PART NUMBER	INDUCTANCE ( $\mu$ H)	Rdc (m $\Omega$ ) @25 $^{\circ}$ C		Heat Rating Current DC Amps. Idc (A)	Saturation Current DC Amps. Isat (A)
		Typical	Maximum	Typical	Typical
CKST252012-0.24uH/M	0.24 $\pm$ 20%	16.0	21.0	5.00	7.50
CKST252012-0.33uH/M	0.33 $\pm$ 20%	20.0	24.0	4.40	6.60
CKST252012-0.47uH/M	0.47 $\pm$ 20%	24.0	29.0	4.10	5.50
CKST252012-0.68uH/M	0.68 $\pm$ 20%	27.0	36.0	3.50	5.10
CKST252012-1uH/M	1.0 $\pm$ 20%	38.0	46.0	3.10	4.10
CKST252012-1.5uH/M	1.5 $\pm$ 20%	56.0	67.0	2.60	3.00
CKST252012-2.2uH/M	2.2 $\pm$ 20%	76.0	91.0	2.20	2.80

● SPECIFICATION TABLE:

PART NUMBER	INDUCTANCE ( $\mu$ H)	Rdc (m $\Omega$ ) @25 $^{\circ}$ C		Heat Rating Current DC Amps. Idc (A)	Saturation Current DC Amps. Isat (A)
		Typical	Maximum	Typical	Typical
CKST0302-0.47uH/M	0.47 $\pm$ 20%	18.0	23.0	7.00	9.00
CKST0302-0.68uH/M	0.68 $\pm$ 20%	23.0	29.0	5.50	7.00
CKST0302-1uH/M	1.0 $\pm$ 20%	31.0	38.0	4.00	5.00
CKST0302-2.2uH/M	2.2 $\pm$ 20%	66.0	75.0	3.50	3.70
CKST0302-3.3uH/M	3.3 $\pm$ 20%	132.0	145.0	3.00	3.50
CKST0302-4.7uH/M	4.7 $\pm$ 20%	185.0	200.0	2.60	3.00
CKST0302-6.8uH/M	6.8 $\pm$ 20%	270.0	300.0	1.90	2.20
CKST0302-10uH/M	10.0 $\pm$ 20%	380.0	422.0	1.40	1.60

Remark: ● All test data is reference to 25 $^{\circ}$ C ambient.

- Test Condition: 1MHz, 1Vrms
- Idc: DC current (A) that will cause an approximate  $\Delta$ T of 40 $^{\circ}$ C
- Isat : DC current (A) that will cause L0 to drop approximately 30% Typ.
- Operat between temperature range -40 $^{\circ}$ C to +125 $^{\circ}$ C



● SPECIFICATION TABLE:

PART NUMBER	INDUCTANCE ( $\mu$ H)	Rdc (m $\Omega$ ) @25 $^{\circ}$ C		Heat Rating Current DC Amps. I <sub>dc</sub> (A)	Saturation Current DC Amps. I <sub>sat</sub> (A)
		Typical	Maximum	Typical	Typical
CKST0402-0.1 $\mu$ H/M	0.10 $\pm$ 20%	3.50	4.00	12.00	25.00
CKST0402-0.22 $\mu$ H/M	0.22 $\pm$ 20%	6.00	6.60	9.00	12.50
CKST0402-0.47 $\mu$ H/M	0.47 $\pm$ 20%	12.50	14.00	7.00	10.00
CKST0402-0.56 $\mu$ H/M	0.56 $\pm$ 20%	14.00	16.00	6.50	8.00
CKST0402-0.68 $\mu$ H/M	0.68 $\pm$ 20%	16.00	18.00	5.20	8.00
CKST0402-1.0 $\mu$ H/M	1.00 $\pm$ 20%	24.00	27.00	4.50	7.00
CKST0402-1.5 $\mu$ H/M	1.50 $\pm$ 20%	38.00	46.00	4.00	6.00
CKST0402-2.2 $\mu$ H/M	2.20 $\pm$ 20%	52.00	58.00	3.00	5.00
CKST0402-3.3 $\mu$ H/M	3.30 $\pm$ 20%	74.00	87.00	2.50	4.00
CKST0402-4.7 $\mu$ H/M	4.70 $\pm$ 20%	100.00	126.00	2.20	3.00
CKST0402-6.8 $\mu$ H/M	6.80 $\pm$ 20%	162.00	178.00	2.00	2.50
CKST0402-8.2 $\mu$ H/M	8.20 $\pm$ 20%	188.00	216.00	1.80	2.20
CKST0402-10 $\mu$ H/M	10.0 $\pm$ 20%	256.00	294.00	1.20	2.00

● SPECIFICATION TABLE:

PART NUMBER	INDUCTANCE ( $\mu$ H)	Rdc (m $\Omega$ ) @25 $^{\circ}$ C		Heat Rating Current DC Amps. I <sub>dc</sub> (A)	Saturation Current DC Amps. I <sub>sat</sub> (A)
		Typical	Maximum	Typical	Typical
CKST0502-1.0 $\mu$ H/M	1.0 $\pm$ 20%	14.00	20.00	6.00	9.00
CKST0502-1.5 $\mu$ H/M	1.5 $\pm$ 20%	26.00	35.00	5.50	6.50
CKST0502-2.2 $\mu$ H/M	2.2 $\pm$ 20%	32.00	45.00	4.00	6.00
CKST0502-3.3 $\mu$ H/M	3.3 $\pm$ 20%	68.00	80.00	3.50	5.00
CKST0502-4.7 $\mu$ H/M	4.7 $\pm$ 20%	82.00	95.00	3.00	4.00
CKST0502-6.8 $\mu$ H/M	6.8 $\pm$ 20%	108.00	130.00	2.80	3.50
CKST0502-10 $\mu$ H/M	10 $\pm$ 20%	152.00	180.00	2.30	2.80

Remark: ● All test data is reference to 25 $^{\circ}$ C ambient.

- Test Condition: 100kHz, 1Vrms
- I<sub>dc</sub>: DC current (A) that will cause an approximate  $\Delta$ T of 40 $^{\circ}$ C
- I<sub>sat</sub> : DC current (A) that will cause L0 to drop approximately 30% Typ.
- Operat between temperature range -40 $^{\circ}$ C to +125 $^{\circ}$ C



● SPECIFICATION TABLE:

PART NUMBER	INDUCTANCE ( $\mu$ H)	Rdc (m $\Omega$ ) @25 $^{\circ}$ C		Heat Rating Current DC Amps. Idc (A)	Saturation Current DC Amps. Isat (A)
		Typical	Maximum	Typical	Typical
CKST0503-0.47 $\mu$ H/M	0.47 $\pm$ 20%	6.50	7.50	10.00	14.00
CKST0503-0.68 $\mu$ H/M	0.68 $\pm$ 20%	11.00	12.00	8.00	14.00
CKST0503-0.75 $\mu$ H/M	0.75 $\pm$ 20%	12.00	13.50	7.50	12.00
CKST0503-1.0 $\mu$ H/M	1.00 $\pm$ 20%	13.00	15.00	7.00	11.00
CKST0503-1.2 $\mu$ H/M	1.20 $\pm$ 20%	14.00	15.00	6.50	11.00
CKST0503-1.5 $\mu$ H/M	1.50 $\pm$ 20%	17.00	25.00	6.00	10.00
CKST0503-2.2 $\mu$ H/M	2.20 $\pm$ 20%	27.00	35.00	5.50	8.00
CKST0503-3.3 $\mu$ H/M	3.30 $\pm$ 20%	35.00	46.00	4.50	6.50
CKST0503-4.7 $\mu$ H/M	4.70 $\pm$ 20%	50.00	60.00	4.00	5.50
CKST0503-6.8 $\mu$ H/M	6.80 $\pm$ 20%	69.00	86.00	3.50	5.00
CKST0503-8.2 $\mu$ H/M	8.20 $\pm$ 20%	80.00	105.00	3.25	4.00
CKST0503-10 $\mu$ H/M	10.0 $\pm$ 20%	115.00	126.00	2.50	3.50
CKST0503-15 $\mu$ H/M	15.0 $\pm$ 20%	150.00	165.00	1.80	2.20

**Remark:** ● All test data is reference to 25 $^{\circ}$ C ambient.

- Test Condition: 100kHz, 1Vrms
- Idc: DC current (A) that will cause an approximate  $\Delta$ T of 40 $^{\circ}$ C
- Isat : DC current (A) that will cause L0 to drop approximately 30% Typ.
- Operat between temperature range -40 $^{\circ}$ C to +125 $^{\circ}$ C



● SPECIFICATION TABLE:

PART NUMBER	INDUCTANCE ( $\mu$ H)	Rdc ( $m\Omega$ ) @25 $^{\circ}$ C		Heat Rating Current DC Amps. Idc (A)	Saturation Current DC Amps. Isat (A)
		Typical	Maximum	Typical	Typical
CKST0603-0.1uH/M	0.10 $\pm$ 20%	1.50	1.70	32.50	60.00
CKST0603-0.15uH/M	0.15 $\pm$ 20%	1.90	2.50	30.00	60.00
CKST0603-0.22uH/M	0.22 $\pm$ 20%	2.50	3.00	23.00	34.00
CKST0603-0.25uH/M	0.25 $\pm$ 20%	2.50	3.00	23.00	34.00
CKST0603-0.33uH/M	0.33 $\pm$ 20%	3.00	3.50	21.00	25.00
CKST0603-0.36uH/M	0.36 $\pm$ 20%	3.30	3.90	20.00	24.00
CKST0603-0.47uH/M	0.47 $\pm$ 20%	3.50	4.10	18.00	20.00
CKST0603-0.56uH/M	0.56 $\pm$ 20%	4.25	4.50	16.50	18.00
CKST0603-0.68uH/M	0.68 $\pm$ 20%	5.00	5.30	16.00	17.00
CKST0603-0.82uH/M	0.82 $\pm$ 20%	5.50	6.00	14.00	16.00
CKST0603-1.0uH/M	1.00 $\pm$ 20%	7.00	7.50	12.00	15.00
CKST0603-1.2uH/M	1.20 $\pm$ 20%	8.00	10.00	10.00	14.00
CKST0603-1.5uH/M	1.50 $\pm$ 20%	10.60	12.10	9.00	12.50
CKST0603-1.8uH/M	1.80 $\pm$ 20%	14.00	16.00	7.50	11.00
CKST0603-2.2uH/M	2.20 $\pm$ 20%	15.50	17.50	8.00	10.00
CKST0603-3.3uH/M	3.30 $\pm$ 20%	23.00	26.00	6.00	9.50
CKST0603-4.7uH/M	4.70 $\pm$ 20%	34.50	38.00	5.00	6.50
CKST0603-6.8uH/M	6.80 $\pm$ 20%	47.00	50.00	4.50	6.00
CKST0603-8.2uH/M	8.20 $\pm$ 20%	58.50	65.00	4.00	6.00
CKST0603-10uH/M	10.0 $\pm$ 20%	64.00	68.00	4.00	5.00
CKST0603-15uH/M	15.0 $\pm$ 20%	106.00	115.00	2.60	3.80
CKST0603-22uH/M	22.0 $\pm$ 20%	165.00	189.00	2.30	3.10
CKST0603-33uH/M	33.0 $\pm$ 20%	250.00	270.00	2.00	2.50
CKST0603-47uH/M	47.0 $\pm$ 20%		350.00	1.70	2.00

**Remark:** ● All test data is reference to 25 $^{\circ}$ C ambient.

- Test Condition: 100kHz, 1Vrms
- Idc: DC current (A) that will cause an approximate  $\Delta$ T of 40 $^{\circ}$ C
- Isat : DC current (A) that will cause L0 to drop approximately 30% Typ.
- Operat between temperature range -40 $^{\circ}$ C to +125 $^{\circ}$ C



● SPECIFICATION TABLE:

PART NUMBER	INDUCTANCE ( $\mu$ H)	Rdc (m $\Omega$ ) @25 $^{\circ}$ C		Heat Rating Current DC Amps. Idc (A)	Saturation Current DC Amps. Isat (A)
		Typical	Maximum	Typical	Typical
CKST0605-1.0uH/M	1.0 $\pm$ 20%	5.60	6.50	12.00	13.00
CKST0605-1.5uH/M	1.5 $\pm$ 20%	7.10	8.50	10.00	12.00
CKST0605-2.2uH/M	2.2 $\pm$ 20%	11.60	13.50	7.00	10.00
CKST0605-3.3uH/M	3.3 $\pm$ 20%	19.60	22.00	8.50	9.00
CKST0605-4.7uH/M	4.7 $\pm$ 20%	27.00	30.00	5.70	8.00
CKST0605-6.8uH/M	6.8 $\pm$ 20%	38.00	44.00	5.00	7.00
CKST0605-10uH/M	10 $\pm$ 20%	46.00	55.00	4.20	6.00
CKST0605-15uH/M	15 $\pm$ 20%	72.00	85.00	3.50	4.00
CKST0605-22uH/M	22 $\pm$ 20%	115.00	130.00	2.80	3.20
CKST0605-33uH/M	33.0 $\pm$ 20%	158.00	180.00	2.40	3.00
CKST0605-47uH/M	47.0 $\pm$ 20%	260.00	290.00	2.00	2.50
CKST0605-68uH/M	68.0 $\pm$ 20%	425.00	468.00	1.20	2.00

Remark: ● All test data is reference to 25 $^{\circ}$ C ambient.

- Test Condition: 100kHz, 1Vrms
- Idc: DC current (A) that will cause an approximate  $\Delta$ T of 40 $^{\circ}$ C
- Isat : DC current (A) that will cause L0 to drop approximately 30% Typ.
- Operat between temperature range -40 $^{\circ}$ C to +125 $^{\circ}$ C



● SPECIFICATION TABLE:

PART NUMBER	INDUCTANCE ( $\mu$ H)	Rdc (m $\Omega$ ) @25 $^{\circ}$ C		Heat Rating Current DC Amps. Idc (A)	Saturation Current DC Amps. Isat (A)
		Typical	Maximum	Typical	Typical
CKST1003-0.22uH/M	0.22 $\pm$ 20%	1.07	1.20	30.00	50.00
CKST1003-0.33uH/M	0.33 $\pm$ 20%	1.30	1.60	23.00	32.00
CKST1003-0.36uH/M	0.36 $\pm$ 20%	1.30	1.60	23.00	28.00
CKST1003-0.47uH/M	0.47 $\pm$ 20%	2.10	2.50	23.00	26.00
CKST1003-0.56uH/M	0.56 $\pm$ 20%	2.40	3.00	22.00	24.00
CKST1003-0.68uH/M	0.68 $\pm$ 20%	2.90	3.40	21.00	23.00
CKST1003-1.0uH/M	1.00 $\pm$ 20%	5.50	6.00	15.00	21.00
CKST1003-1.5uH/M	1.50 $\pm$ 20%	6.50	7.50	12.00	18.00
CKST1003-2.2uH/M	2.20 $\pm$ 20%	8.00	9.00	11.00	14.00
CKST1003-3.3uH/M	3.30 $\pm$ 20%	14.50	16.00	9.00	12.00
CKST1003-4.7uH/M	4.70 $\pm$ 20%	20.50	25.00	7.00	10.00
CKST1003-5.6uH/M	5.60 $\pm$ 20%	27.00	30.00	6.00	10.00
CKST1003-6.8uH/M	6.80 $\pm$ 20%	30.00	35.00	5.50	7.50
CKST1003-8.2uH/M	8.20 $\pm$ 20%	35.00	45.00	5.00	7.00
CKST1003-10uH/M	10.0 $\pm$ 20%	50.00	55.00	4.50	6.50
CKST1003-15uH/M	15.0 $\pm$ 20%	59.00	65.00	4.00	5.00
CKST1003-22uH/M	22.0 $\pm$ 20%	90.00	99.00	3.00	4.00

Remark: ● All test data is reference to 25 $^{\circ}$ C ambient.

- Test Condition: 100kHz, 1Vrms
- Idc: DC current (A) that will cause an approximate  $\Delta$ T of 40 $^{\circ}$ C
- Isat : DC current (A) that will cause L0 to drop approximately 30% Typ.
- Operat between temperature range -40 $^{\circ}$ C to +125 $^{\circ}$ C





● SPECIFICATION TABLE:

PART NUMBER	INDUCTANCE ( $\mu$ H)	Rdc ( $m\Omega$ ) @25 $^{\circ}$ C		Heat Rating Current DC Amps. Idc (A)	Saturation Current DC Amps. Isat (A)
		Typical	Maximum	Typical	Typical
CKST1004-0.36 $\mu$ H/M	0.36 $\pm$ 20%	1.05	1.20	34.00	42.00
CKST1004-0.45 $\mu$ H/M	0.45 $\pm$ 20%	1.10	1.20	33.00	38.00
CKST1004-0.47 $\mu$ H/M	0.47 $\pm$ 20%	1.53	1.68	28.00	38.00
CKST1004-0.56 $\mu$ H/M	0.56 $\pm$ 20%	1.60	1.80	27.00	32.00
CKST1004-0.68 $\mu$ H/M	0.68 $\pm$ 20%	2.10	2.40	23.00	30.00
CKST1004-1.0 $\mu$ H/M	1.00 $\pm$ 20%	3.00	3.30	20.00	26.00
CKST1004-1.5 $\mu$ H/M	1.50 $\pm$ 20%	3.80	4.20	16.00	22.00
CKST1004-2.2 $\mu$ H/M	2.20 $\pm$ 20%	6.00	7.00	14.00	16.00
CKST1004-3.3 $\mu$ H/M	3.30 $\pm$ 20%	10.80	11.80	11.00	13.00
CKST1004-4.7 $\mu$ H/M	4.70 $\pm$ 20%	14.00	16.50	8.50	12.00
CKST1004-6.8 $\mu$ H/M	6.80 $\pm$ 20%	22.50	25.00	8.00	10.00
CKST1004-8.2 $\mu$ H/M	8.20 $\pm$ 20%	25.00	27.00	7.50	9.00
CKST1004-10 $\mu$ H/M	10.0 $\pm$ 20%	27.00	30.00	6.50	7.00
CKST1004-15 $\mu$ H/M	15.0 $\pm$ 20%	40.00	45.00	6.25	6.00
CKST1004-22 $\mu$ H/M	22.0 $\pm$ 20%	60.00	66.00	5.00	5.50
CKST1004-33 $\mu$ H/M	33.0 $\pm$ 20%	85.00	92.00	4.00	4.50
CKST10045-47 $\mu$ H/M	47.0 $\pm$ 20%	129.00	150.00	3.00	4.00

Remark: ● All test data is reference to 25 $^{\circ}$ C ambient.

- Test Condition: 100kHz, 1Vrms
- Idc: DC current (A) that will cause an approximate  $\Delta$ T of 40 $^{\circ}$ C
- Isat : DC current (A) that will cause L0 to drop approximately 30% Typ.
- Operat between temperature range -40 $^{\circ}$ C to +125 $^{\circ}$ C



● SPECIFICATION TABLE:

PART NUMBER	INDUCTANCE (μH)	Rdc (mΩ) @25°C		Heat Rating Current DC Amps. I <sub>dc</sub> (A)	Saturation Current DC Amps. I <sub>sat</sub> (A)
		Typical	Maximum	Typical	Typical
CKST1205-0.36uH/M	0.36±20%	0.77	1.10	41.00	60.00
CKST1205-0.47uH/M	0.47±20%	1.00	1.30	37.00	46.00
CKST1205-1.0uH/M	1.0±20%	1.90	2.50	29.00	37.00
CKST1205-1.5uH/M	1.5±20%	3.40	4.10	23.00	30.00
CKST1205-2.2uH/M	2.2±20%	4.00	5.00	15.00	25.00
CKST1205-3.3uH/M	3.3±20%	7.50	9.00	12.00	23.00
CKST1205-4.7uH/M	4.7±20%	9.00	11.50	11.00	16.00
CKST1205-5.6uH/M	5.6±20%	13.00	15.00	10.50	15.00
CKST1205-6.8uH/M	6.8±20%	18.00	22.00	9.00	14.00
CKST1205-8.2uH/M	8.2±20%	19.00	24.00	8.50	13.00
CKST1205-10uH/M	10.0±20%	24.00	29.00	8.00	13.00

● SPECIFICATION TABLE:

PART NUMBER	INDUCTANCE (μH)	Rdc (mΩ) @25°C		Heat Rating Current DC Amps. I <sub>dc</sub> (A)	Saturation Current DC Amps. I <sub>sat</sub> (A)
		Typical	Maximum	Typical	Typical
CKST1206-2.2uH/M	2.20±20%	4.20	6.00	18.00	26.00
CKST1206-3.3uH/M	3.30±20%	7.80	9.00	12.00	23.00
CKST1206-6.8uH/M	6.80±20%	10.00	13.80	11.50	15.00
CKST1206-8.2uH/M	8.20±20%	13.60	16.00	11.00	13.50
CKST1206-10uH/M	10.0±20%	18.00	20.70	10.00	12.50
CKST1206-12uH/M	12.0±20%	20.00	23.00	7.00	10.00
CKST1206-15uH/M	15.0±20%	25.00	29.00	6.00	9.00
CKST1206-18uH/M	18.0±20%	30.00	35.00	5.00	8.00
CKST1206-22uH/M	22.0±20%	34.00	39.50	5.00	7.50
CKST1206-27uH/M	27.0±20%	49.00	56.00	4.00	6.50
CKST1206-33uH/M	33.0±20%	65.00	75.00	4.00	6.00
CKST1206-47uH/M	47.0±20%	80.00	90.00	3.50	5.50
CKST1206-68uH/M	68.0±20%	115.00	130.00	3.25	4.50
CKST1206-82uH/M	82.0±20%	120.00	140.00	3.00	4.00
CKST1206-100uH/M	100.0±20%	180.00	200.00	2.50	3.50
CKST1206-120uH/M	120.0±20%	210.00	235.00	2.30	3.20
CKST1206-150uH/M	150.0±20%	300.00	350.00	2.00	2.70

Remark: ● All test data is reference to 25°C ambient.

- Test Condition: 100kHz, 1V<sub>rms</sub>
- I<sub>dc</sub>: DC current (A) that will cause an approximate ΔT of 40°C
- I<sub>sat</sub>: DC current (A) that will cause L0 to drop approximately 30% Typ.
- Operat between temperature range -40°C to +125°C



● SPECIFICATION TABLE:

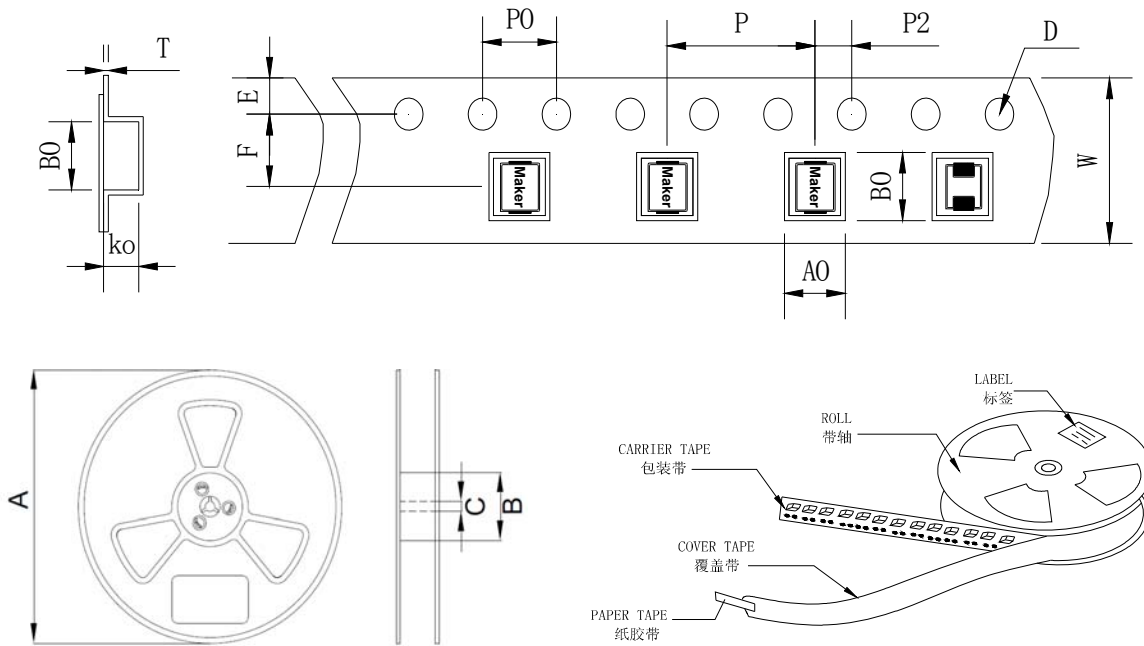
PART NUMBER	INDUCTANCE ( $\mu$ H)	Rdc (m $\Omega$ ) @25 $^{\circ}$ C		Heat Rating Current DC Amps. I <sub>dc</sub> (A)	Saturation Current DC Amps. I <sub>sat</sub> (A)
		Typical	Maximum	Typical	Typical
CKST1707-1uH/M	1 $\pm$ 20%	1.50	1.90	55.50	32.00
CKST1707-1.5uH/M	1.5 $\pm$ 20%	1.90	2.20	48.00	31.00
CKST1707-2.2uH/M	2.2 $\pm$ 20%	2.30	2.50	43.50	26.50
CKST1707-3.3uH/M	3.3 $\pm$ 20%	2.90	3.20	35.00	25.00
CKST1707-4.7uH/M	4.7 $\pm$ 20%	4.00	4.40	30.00	21.00
CKST1707-6.8uH/M	6.8 $\pm$ 20%	5.86	6.50	22.50	18.00
CKST1707-10uH/M	10 $\pm$ 20%	8.90	9.80	19.00	15.00
CKST1707-15uH/M	15 $\pm$ 20%	13.70	15.00	14.00	12.00
CKST1707-22uH/M	22 $\pm$ 20%	20.00	22.00	12.00	9.50
CKST1707-33uH/M	33 $\pm$ 20%	35.00	38.50	10.70	9.00
CKST1707-47uH/M	47 $\pm$ 20%	41.00	45.00	8.70	8.60
CKST1707-56uH/M	56 $\pm$ 20%	55.00	60.50	7.20	5.20
CKST1707-68uH/M	68 $\pm$ 20%	72.00	79.00	6.10	4.50
CKST1707-100uH/M	100 $\pm$ 20%	105.00	116.00	5.00	4.00

**Remark:** ● All test data is reference to 25 $^{\circ}$ C ambient.

- Test Condition: 100kHz, 1Vrms
- I<sub>dc</sub>: DC current (A) that will cause an approximate  $\Delta$ T of 40 $^{\circ}$ C
- I<sub>sat</sub> : DC current (A) that will cause L0 to drop approximately 30% Typ.
- Operat between temperature range -40 $^{\circ}$ C to +125 $^{\circ}$ C



● **PACKAGING SPECIFICATION :**



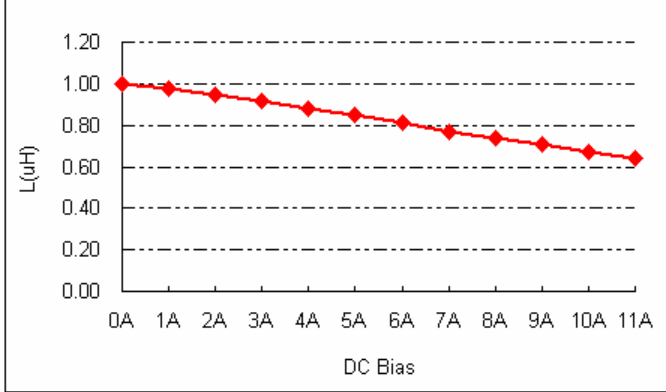
Type	Tape Dimension (mm)						Reel Dimension (mm)			Quantity (Pcs/Reel)	Quantity (Pcs/Carton)
	W	A0	B0	K0	DO	P	A	B	C		
CKST201610	8.0	1.8	2.2	1.1	1.5	4.0	178	58	13	3000	75K
CKST252010	8.0	2.3	2.8	1.1	1.5	4.0	178	58	13	3000	75K
CKST252012	8.0	2.3	2.8	1.3	1.5	4.0	178	58	13	3000	75K
CKST0302	12.0	3.6	3.9	2.2	1.5	8.0	330	100	13	3000	75K
CKST0402	12.0	4.4	5.2	2.2	1.5	8.0	330	100	13	3000	75K
CKST0502	12.0	5.6	6.0	2.2	1.5	12.0	330	100	13	2000	12K
CKST0503	12.0	5.6	6.0	3.3	1.5	12.0	330	100	13	1500	9K
CKST0603	16.0	7.2	8.0	3.3	1.5	12.0	330	100	13	1500	9K
CKST0605	16.0	7.2	8.0	5.5	1.5	12.0	330	100	13	1000	6K
CKST1003	24.0	10.7	11.4	3.3	1.5	16.0	330	100	13	1000	4K
CKST1004	24.0	10.7	11.4	4.3	1.5	16.0	330	100	13	1000	4K
CKST1205	24.0	13.2	13.4	5.5	1.5	20.0	330	100	13	400	1.6K
CKST1206	24.0	13.2	13.4	6.8	1.5	20.0	330	100	13	400	1.6K
CKST1707	32.0	18.0	18.8	7.5	1.5	24.0	330	100	13	300	1.2K



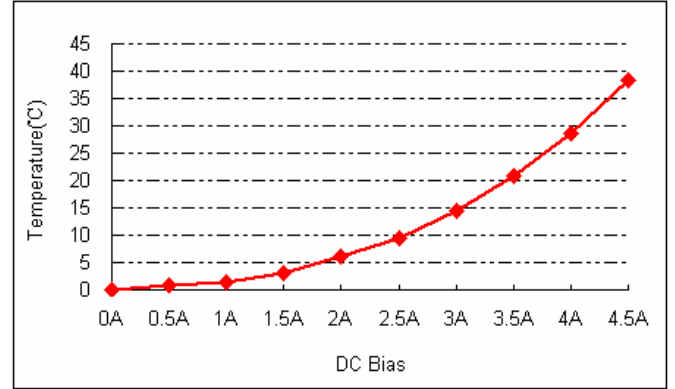
● TYPICAL ELECTRICAL CHARACTERISTICS:

CKST0402-1.0uH/M

Inductance vs. DC Current Characteristics

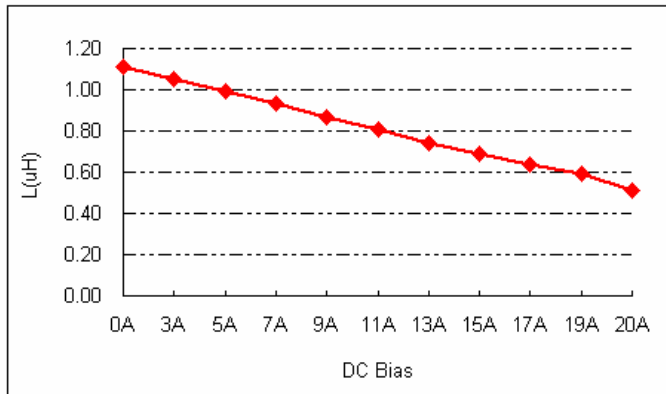


Temperature vs. DC Current Characteristics

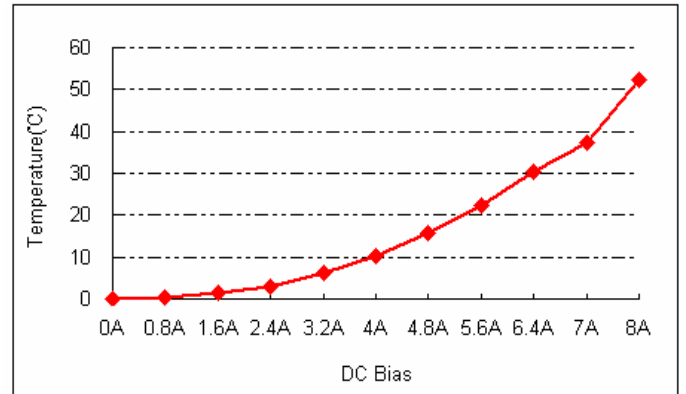


CKST0503-1.0uH/M

Inductance vs. DC Current Characteristics

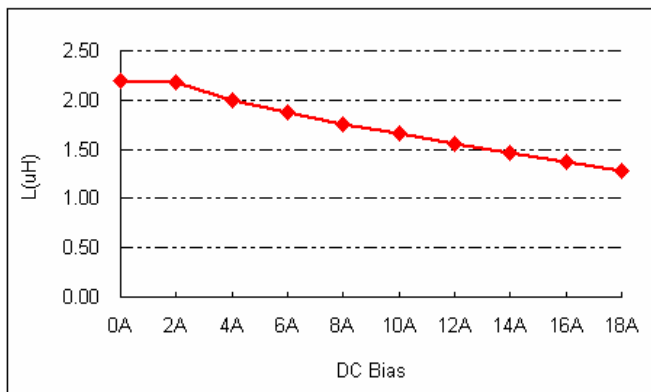


Temperature vs. DC Current Characteristics

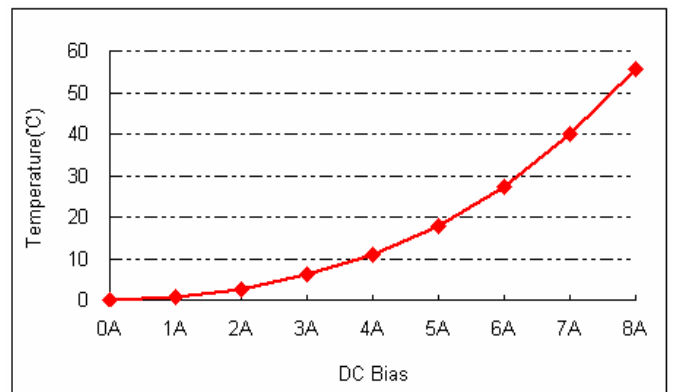


CKST0603-2.2uH/M

Inductance vs. DC Current Characteristics



Temperature vs. DC Current Characteristics

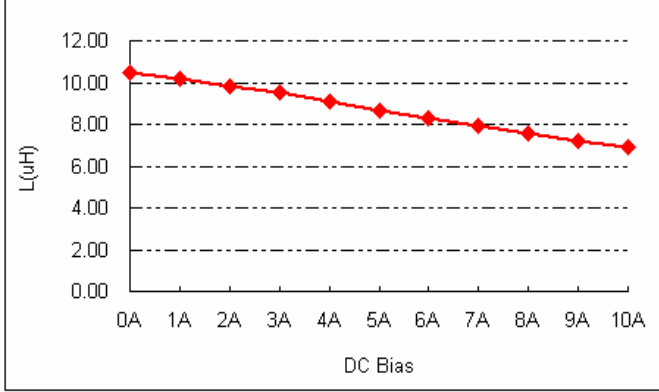




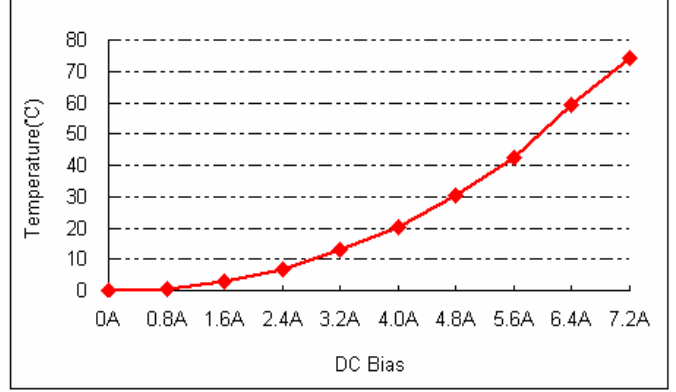
● TYPICAL ELECTRICAL CHARACTERISTICS:

CKST1004-10uH/M

Inductance vs. DC Current Characteristics

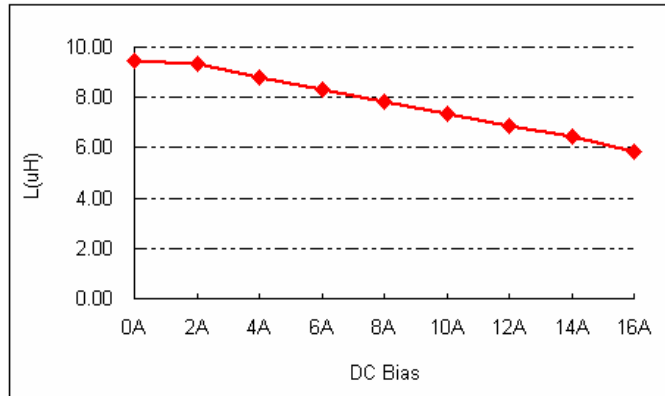


Temperature vs. DC Current Characteristics



CKST1206-10uH/M

Inductance vs. DC Current Characteristics



Temperature vs. DC Current Characteristics

